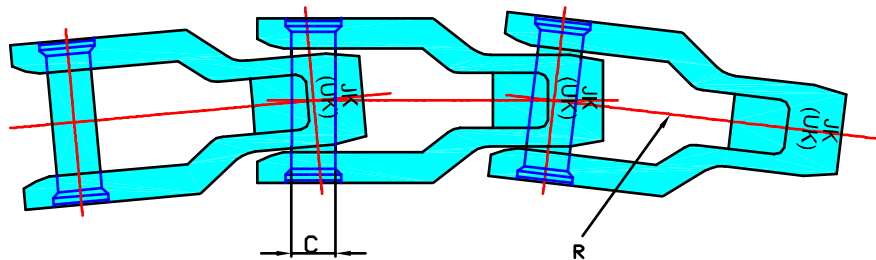
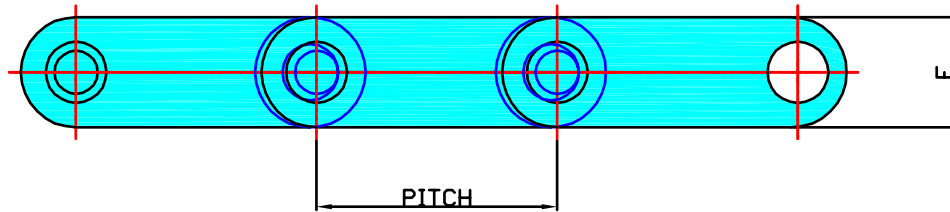


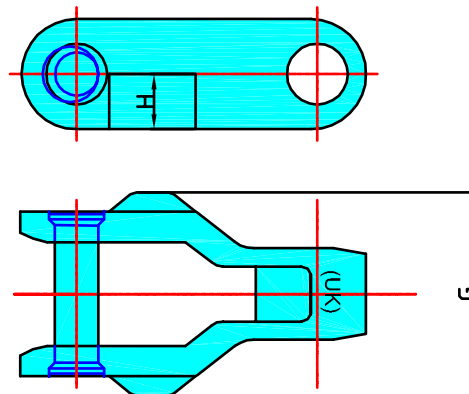
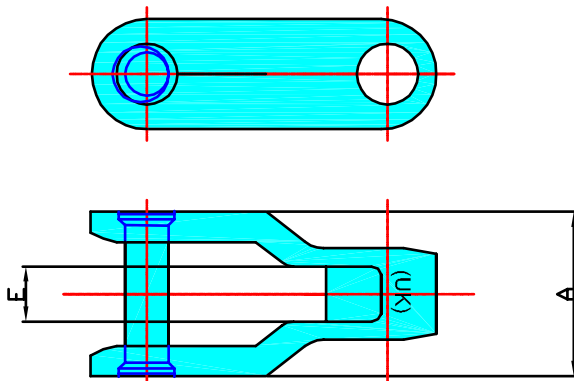
CASE CONVEYOR CHAINS

BRITISH PATTERN CC600/1300



STANDARD TYPE

D TYPE



TRAVEL ←

← TRAVEL

CHAIN N°	PITCH		A		C		E		F		G		H		N° OF LINKS IN 10ft	ULTIMATE STRENGTH		WEIGHT		MINIMUM RADIUS R	
	in	mm	in	mm	in	mm	in	mm	mm	in	mm	in	mm	lb		kg	lb/ft	kg/m	in	mm	
CC600	2.52	64	1 ¹¹ / ₁₆	43	1 ¹⁶ / ₁₆	11	1/2	13	1 1/2	29	-	-	-	-	48	10000	4640	3.75	1.70	19	483
CC600D	2.52	64	1 ¹¹ / ₁₆	43	7/16	11	1/2	13	1 1/8	29	2 1/8	54	1 1/8	18	48	10000	4540	4.00	1.82	19	483
CC1300	3.25	83	2 1/8	52	9/16	14	3/8	10	1 1/2	38	-	-	-	-	37	15000	6800	11.3	16.82	40	1016
CC1300D	3.25	83	2 1/8	52	9/16	14	3/8	10	1 1/2	38	2 1/8	68	1 5/8	24	37	15000	6800	13.0	19.35	40	1016



(UK) John King Chains Limited.
New Climax Works, Lancaster Way, Sherburn in Elmet LS25 6NS UK
Telephone: (44) 01977 681910 Facsimile: (44) 01977 681899
E-mail: admin@johnking-chain.com
technical@johnking-chain.com
sales@johnking-chain.com

John King (USA) Inc.
200 Catherine Street, Unit 7B, E. Peoria IL61611 USA
Telephone: 309-698-9250 Facsimile: 309-698-9259
E-mail: salesusa@johnking-chain.com

Web: www.johnkingchains.com